

## FLOW UNITS

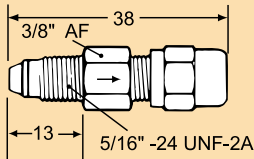
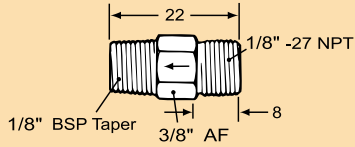
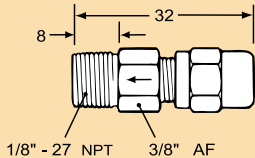
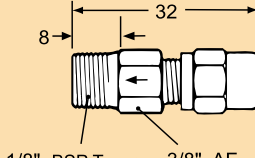


### Single Line Metering System

Interlube Flow Units are non-adjustable capillary fittings installed at each lubrication point to regulate oil delivery and are suitable for use with hand operated or automatic cyclic pumps.

Flow is in one direction only, indicated by an arrow. The flow value number is also stamped on the body; each increase in number doubles the oil delivery.

Flow Units are supplied complete with capnut and cone, ready to assemble.

	Flow Value	Part No.		Flow Value	Part No.
<b>JUNCTION IM</b> Screwed into tapped holes or junctions when feeding bearings through tail pipes. 	20	<b>IM20</b>	<b>TEE IH</b> Used where connection is made with the main supply through a junction header. 	20	<b>IH20</b>
	21	<b>IM21</b>		21	<b>IH21</b>
	22	<b>IM22</b>		22	<b>IH22</b>
	23	<b>IM23</b>		23	<b>IH23</b>
	24	<b>IM24</b>		24	<b>IH24</b>
	25	<b>IM25</b>		25	<b>IH25</b>
	26	<b>IM26</b>		26	<b>IH26</b>
	27	<b>IM27</b>		27	<b>IH27</b>
	28	<b>IM28</b>		28	<b>IH28</b>
	29	<b>IM29</b>		29	<b>IH29</b>
<b>STRAIGHT IW</b> For direct connection into bearings. Mounted directly at the bearing and used at the end of pressure lines. 	20	<b>IW20</b>	<b>STRAIGHT IB</b> Mounted directly at the bearing and used at the end of pressure lines. 	20	<b>IB20</b>
	21	<b>IW21</b>		21	<b>IB21</b>
	22	<b>IW22</b>		22	<b>IB22</b>
	23	<b>IW23</b>		23	<b>IB23</b>
	24	<b>IW24</b>		24	<b>IB24</b>
	25	<b>IW25</b>		25	<b>IB25</b>
	26	<b>IW26</b>		26	<b>IB26</b>
	27	<b>IW27</b>		27	<b>IB27</b>
	28	<b>IW28</b>		28	<b>IB28</b>
	29	<b>IW29</b>		29	<b>IB29</b>



**Interlube Systems Ltd**  
 St Modwen Road, Parkway Industrial Estate  
 Plymouth, Devon, England PL6 8LH  
 Tel: +44 (0)1752 676000  
 Fax: +44 (0)1752 676001  
 e-mail: [info@interlubesystems.com](mailto:info@interlubesystems.com)  
 Web Site: [www.interlubesystems.com](http://www.interlubesystems.com)

# INTERLUBE

*Leaders in Lubrication Solutions*



## Positive Displacement Units & Flow Units



*Interlube Systems Ltd - maximising industrial performance world-wide...*

## POSITIVE DISPLACEMENT UNITS



Positive Displacement Units (PDU's) deliver a precise volume of lubricant at the beginning of each pump cycle. Each unit in the range is stamped with a reference number denoting the discharge volume. The total oil delivery to a system can be further controlled by the pump lubrication frequency. The system operates intermittently, allowing PDU's to recharge for the next cycle, and is generally total loss.

Operating performance is unaffected by back pressure or air entrapment.

A PDU system can be monitored for correct pressure by installing a pressure switch at the pump or, in large systems, at the end of the line. Functional pressure is measured through the system main line and terminates at the PDU's. It is possible to monitor the entire system pipework through PDU's directly mounted at the bearing entry point.

Manifold or bearing mounted units are available with conventional compression fittings or **PUSH-IN connectors** which considerably reduce installation time.

## POSITIVE DISPLACEMENT UNITS - Oil and Fluid Grease

Manifold Mounted				Supplied complete with nut, cone and sealing washer	
Part No.	Discharge Volume (cc)	Thread 'B'	Dim 'A' (mm)		
PD3403	0.03	M8x1	49.5		
PD3406	0.06		49.5		
PD3410	0.10		49.5		
PD3416	0.16		49.5		
PD3425	0.25	M8x1	57.5		
PD3440	0.40		57.5		
PD3460	0.60		57.5		

Bearing Mounted				Supplied complete with nut and cone	
Part No.	Discharge Volume (cc)	Thread 'B'	Dim 'A' (mm)		
PD3103	0.03	1/8in BSPT	51.5		
PD3106	0.06		51.5		
PD3110	0.10		51.5		
PD3116	0.16		51.5		
PD3125	0.25	1/8in BSPT	57.5		
PD3140	0.40		57.5		
PD3160	0.60		57.5		

## POSITIVE DISPLACEMENT UNITS - Push in Type

Manifold Mounted				Supplied complete with sealing washer	
Part No.	Discharge Volume (cc)	Thread 'B'	Dim 'A' (mm)		
PD2403	0.03	M8x1	40		
PD2406	0.06		40		
PD2410	0.10		40		
PD2416	0.16		40		

*Suitable for use with 4mm dia nylon, steel or brass tube*

**Note:** Manifold mounted PDU's with outputs from 0.25 to 0.60cc are available to special order and bearing mounted push-in units can also be supplied.  
Please contact our sales Department for further information.

## SPECIFICATION

### Operating Pressure

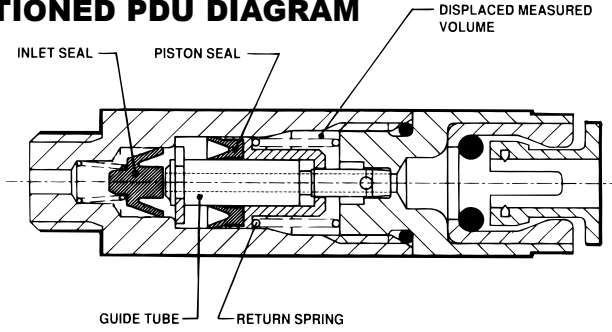
Min	10 Bar
Max	30 Bar

### Recommended Lubricants

Oil 10 - 1800 cSt  
at ambient (20°C)

Fluid Grease NLGI 000

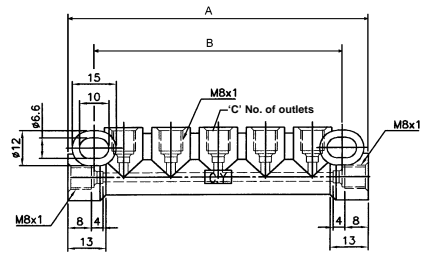
## SECTIONED PDU DIAGRAM



## MANIFOLDS FOR POSITIVE DISPLACEMENT UNITS

### 4 to 12 Way Single Manifolds

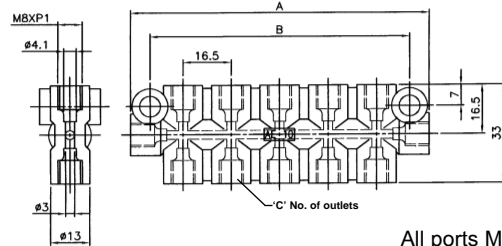
Type	Part No	'A'	'B'	'C'
4-way	MMS4	50.0	35.0	2
5-way	MMS5	65.0	51.0	3
6-way	MMS6	86.0	68.0	4
7-way	MMS7	98.0	80.0	5
8-way	MMS8	115.0	94.0	6
10-way	MMS10	137.0	123.0	8
12-way	MMS12	166.0	151.0	10



All ports M8x1

### 6 to 14 Way Double Manifolds

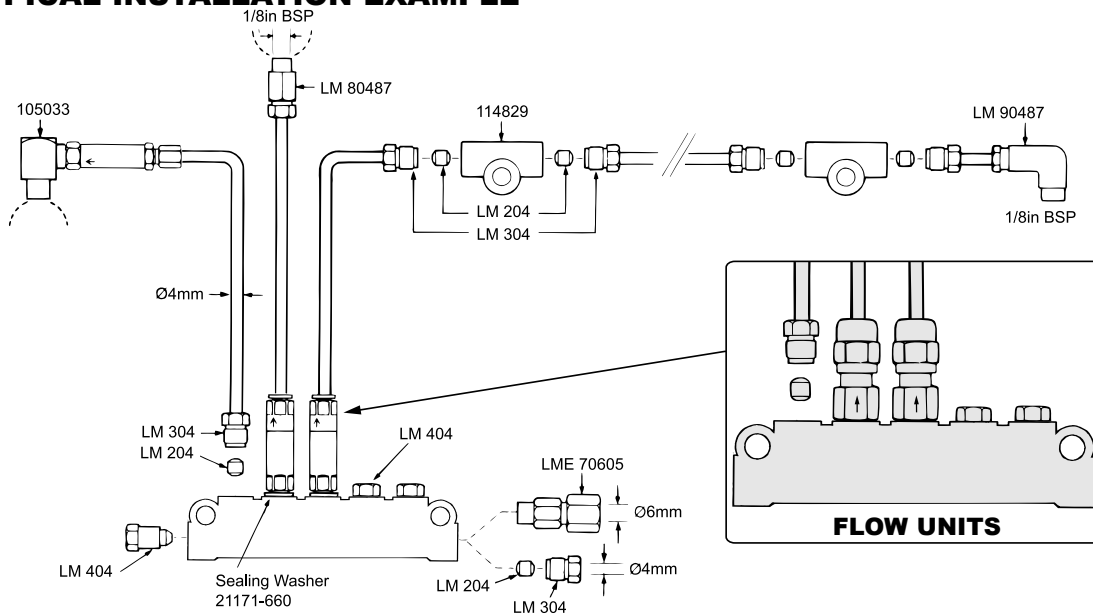
Type	Part No	'A'	'B'	'C'
6-way	MMD6	48.0	35.0	4
8-way	MMD8	65.0	51.0	6
10-way	MMD10	83.0	70.0	8
12-way	MMD12	97.0	83.0	10
14-way	MMD14	112.0	99.0	12



All ports M8x1

All dimensions are in millimetres

## TYPICAL INSTALLATION EXAMPLE



PDU's

PDU